

2024-2025 Annual Report



Lorain Preparatory Academy is an award-winning, public charter school with a deeply rooted connection to the Lorain community. Guided by experienced staff, the school offers a well-rounded educational program that integrates academic and social-emotional learning across all subjects and extracurricular activities. The safe, secure campus features small class sizes and a new MakerSpace for creative exploration. In addition to core subjects, students engage in Art, Career Technical Education (CTE), Music, PE, Social-Emotional Learning (SEL), and

Theatre. Students also benefit from a variety of sports and clubs. Memorable school events and activities throughout the year encourage parent and community involvement.

MISSION: To empower each student to achieve excellence academically, athletically, socially, and emotionally. We strive to educate the whole child in a safe, orderly, and respectful environment.

Board Members

Suzanne Dills
Henry Gomez Jr.
Ricky Knight
Christopher Mills
Richard Saul
Brenda Shelton
Marcelo Torres
Authorizer
St. Aloysius Orphanage
Fiscal Officer
Dave Massa

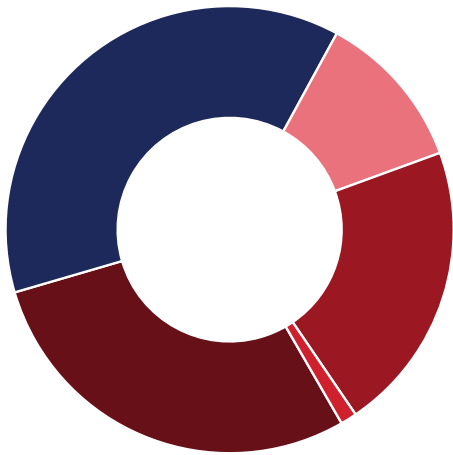
Principal

George Mitchell
Vice President
Megan Wilson
Grades Served
Early K-8
Students Served
427
School Year Opened
2006-2007
Managed By Accel Since
2015-2016



2024-2025 Annual Report

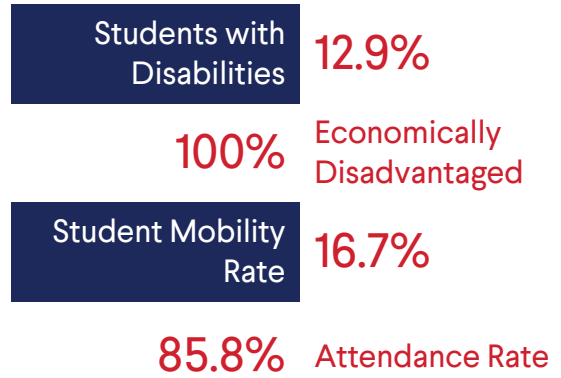
Student Demographics



HISPANIC:
37.4%
BLACK
37.4%
WHITE:
21%
OTHER
9.1%
MULTI-RACIAL
11.5%

NOTE: If Enrollment is less than 10, results are Not Calculated

Special Populations



Progress towards Goals

The percent proficient in ELA on the state assessment increased from 23.3% in 2023 to 36.6% in 2025. The percent proficient in Math on the state assessment increased from 18.5% in 2023 to 26.9% in 2025. This is consistent with the average of 6.7% per year required to meet our three-year goal.

In Reading (iReady), K-8 students demonstrating progress at or above the annual typical growth rate was 104%. In Math (iReady), 90% of K-8 students are demonstrating progress at or above the annual typical growth rate.

Chronic absenteeism has continued to decrease year over year and decreased from 55% to 52% from 2024 to 2025. We will need to see a greater rate of decrease to meet our three-year goal.

State Report Card

Performance Index Score 58.7	Overall Rating ★★
Achievement Component ★★	Early Literacy Component ★★
Progress Component ★★	Gap Closing Component ★★

Our Academic Goals

- #1 By SY2028 we will improve the performance of All Students by increasing Math by 20% using iReady Growth Data.

- #2 By SY2028 we will improve the performance of All Students by increasing ELA by 20% using iReady Growth Data.

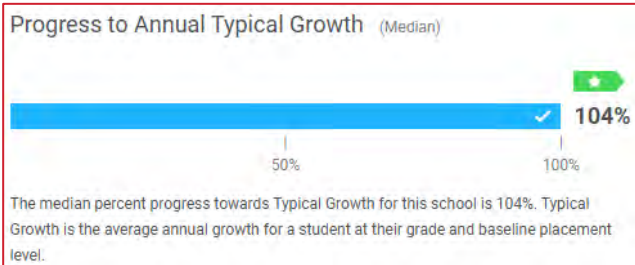
- #3 By SY2028 we will improve the performance of All Students by decreasing Chronic Absenteeism by 15%.

2024-2025 Annual Report

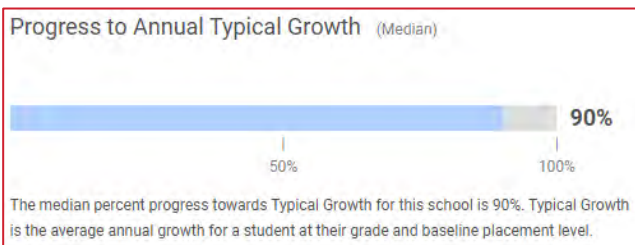


LORAIN
PREPARATORY ACADEMY

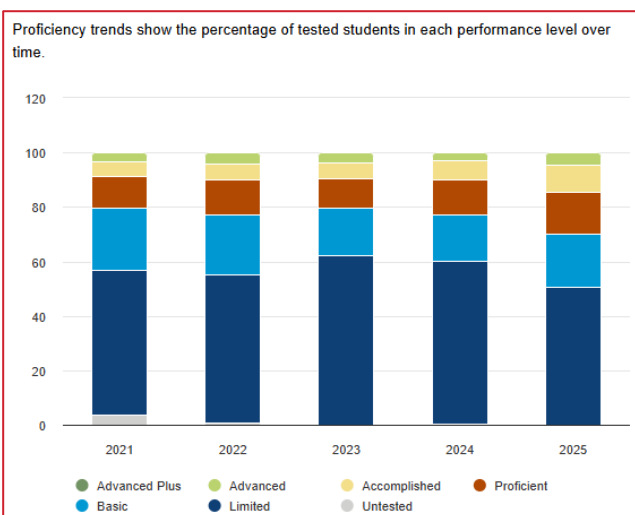
iReady Data Reading



iReady Data Mathematics



Percent Proficient at Lorain Preparatory Academy



OUR HIGHLIGHTS

Academic:

- Outperformed Lorain City Schools in Achievement, Gap Closing and Early Literacy.
- Engineering Design and Maker Space in the Classroom
- Hosted several successful summer programs including Camp Invention, Third Grade Reading Intensive, Summer Learning. Issued laptops for summer tutoring through Tutored by Teachers.
- Supported whole child learning through the CARE Program in cooperation with Cleveland Playhouse and the Ohio Arts Council.
- Decreased Chronic Absenteeism by nearly 15 points

Partnerships:

- Lorain Fire Department, Fire Safety Programs
- Therapy Dogs and Storytime
- School Fundraisers
- Hosted our 2nd annual musical performance, Alice Jr. in cooperation with the Cleveland Playhouse and the Ohio Arts Council.

Student Life:

- Student of the Month
- Student Athletics
- Scholastic Book Fair
- Perfect Attendance Awards and Events
- Partner Tables to Practice Active Listening
- Field Trips

2024-2025 Annual Report



Accel Awards / Rankings:

- Over 10% Increase in PI

Financial Data:

State Sources	5,063,307
Federal Sources	1,201,158
Local Sources	122,291
Total Revenue	6,386,757

Salary & Wages	2,839,884
Employee Benefits	828,574
Purchased Services	2,528,804
Supplies & Materials	361,258
Capital Outlay	128,477
Other Expenses	12,001
Total Expenses	6,698,997

(1) Numbers in \$M

(2) At the time of publication, 2025 fiscal year data was not available from the Ohio Auditor of State. For updated information visit: www.auditor.state.oh.us

Sponsor Statement:

A sponsor statement will not be provided or included in the school's annual report since this requirement was repealed with SB 168 that takes Effect in October.